



IMPORTANT HANDLING INSTRUCTIONS FOR THE **i junior**

- 


1. **2 PEOPLE REQUIRED**

It is advised that two people are used to carry the carton from the van to the point of delivery.
- 


2. **SUITABLE FOR 1 PERSON**

Once the carton has been delivered, the wall mounting frame which incorporates the expansion vessel and pressure relief valve can be removed from the packaging and mounted at the point of installation. The boiler now falls within the weight limit suitable for lifting and placement by one person. However, care should be taken when lifting the boiler from the base and the proper technique for safe lifting of any heavy object should be strictly observed.


ADDITIONAL REQUIREMENTS FOR ROOF SPACE INSTALLATION:

- 

3. **PACKAGING REMOVED**

The boiler should be first unpacked before ascending ladder to loft space.
- 

4. **2 SETS REQUIRED**

Two sets of steps should be used.
- 

5. **2 PEOPLE REQUIRED**

Two people should share the lifting of the boiler up to the loft hatch, where the boiler is entered into the loft space tilted and slid on its back into the loft.